

AUTO BODY REPAIR

TOOLS AND EQUIPMENT



PORTER-FERGUSON
Division of Lowell Corp.

THE PROFESSIONAL'S CHOICE



Porter-Ferguson

The professional's choice
for quality and
craftsmanship.

These are the tools of the trade with the quality craftsmanship and functionality that auto body professionals have counted on for decades. Porter-Ferguson, a division of Lowell Corporation, delivers a line-up of auto body repair tools and equipment that makes the toughest jobs easy.

Porter-Ferguson's line of Bite-Tite™ self-tightening clamps deliver the max in pulling power. They're designed to easily fit over or work around flanges, frame horns, lips, channels, beads and corners. You can't buy a more versatile clamp for the money.

P-F Speed-Master®, Speed-Midget® and Hydro-Chief™ sets are 100% made in the U.S.A., extremely durable and feature perfectly matched, interchangeable (4-ton or 10-ton) tools. So you can start with a basic set and add to it later for years of dependable service. Exclusive Porter-Ferguson features provide fast, positive connections and allow you to do a better job in less time. When it really counts, Porter-Ferguson delivers the right tools for the job.

100%

MADE IN USA

contents

CLAMPS

All-Angle & Bite-Tite Clamps	1
CL-Series Bite-Tite Clamps	2/3
Slide Hammer Pull Adapter	2
CL-Series Bite-Tite Extended Nose Clamp	2
CL-Series Bite-Tite Angle Clamp	3
Side Pull Adapter	3
CL-Series Bite-Tite Frame-Gripper Clamps	4
Weld & Work Multi-Angle Swiveling Clamp	5
Multi-puller	5

STRAIGHTWELL SYSTEM

Straightwell System Tool Set	6
------------------------------	---

HYDRAULICS

Rams

4-ton Telescoping Mini-Ram	7
2-1/2 & 3-1/2 ton Pull Ram	7
Hydraulic Rams	7
Hydraulic Spreader	7

Sets

4-ton Hydraulic Rams	8/9
10-ton Hydraulic Rams	10/11

ACCESSORIES

CA-Series Chain Accessories	12
Universal Cluster Hook	13
PS-Series Soft-Pull Straps	14
New Products	15
Repair Parts & Kits	16



Clamps

Porter-Ferguson's extended family of versatile, rugged, self-tightening clamps.

ORIGINAL BITE-TITE™ CLAMPS

- 100% made in USA
- Heat-treated forged steel jaws and link
- Combination tooth design: cross-hatch, horizontal and smooth for firm positive gripping
- Easily reversible jaws
- Special high strength heat-treated bolts

ORIGINAL ALL-ANGLE BITE-TITE™ CLAMPS

- 100% made in USA
- Heat-treated forged steel jaws and pull plate
- Cross-hatch tooth design for firm positive gripping
- All-angle pulling
- Angled front "face" for close proximity clamping
- Deep throat design easily fits over flanges
- Special high strength heat-treated bolts

Original Bite-Tite™ Clamp BU0190



Designed to pull narrow lips and seams, as well as work around flanges, channels, beads and corners.

SPECIFICATIONS:

CAPACITY: 3- ton (2.7 t)
 GRIPPING SURFACE: 1-11/16" (42 mm) wide x 7/16" (11 mm) deep
 MINIMUM THROAT CLEARANCES: 3/16" (4 mm) deep
 OVERALL LENGTH: 6-1/4" (158 mm)
 WEIGHT: 2 -1/4 lbs. (1.1 kg)

REPAIR KIT: #RBU0190



Original All-Angle Bite-Tite Clamp BU0280/BU0290



Versatile, time and work saving clamps. Also available without 90° angle adapter – order BU0290.

SPECIFICATIONS:

CAPACITY: 5-ton (4.5 t)
 GRIPPING SURFACE: 3-9/16" (90 mm) wide x 7/16" (11 mm) deep
 MINIMUM THROAT CLEARANCES: 7/16" (11 mm) deep
 OVERALL LENGTH: 8-1/4" (209 mm)
 WEIGHT: BU0280 -10 lbs. (4.6 kg) / BU0290 7-3/4 lbs. (3.6 kg)

REPAIR KIT: #RBU0290



[Clamps] continued

P-F FAMILY OF BITE-TITE CLAMPS

- 100% made in USA
- Lifetime Warranty*
- Self-tightening, multi-angle
- One- or two-directional pulling with optional side pull adapter
- Aggressive, cross-hatch tooth design for max grip
- Swivel pull ring minimizes chain twist
- Spring loaded for easy operation

* See warranty for details.
Subject to normal usage, wear and tear.



Slide Hammer Pull Adapter (optional) CL0199SH

Designed to be used with
CL0190, CL0290
CL0690 and CL1490 clamps.

SPECIFICATIONS:

WEIGHT: 12 oz. (.4 kg)

Bite-Tite 3-ton Multi-Angle Clamp CL0190



Versatile self-tightening clamps. Aggressive cross-hatch tooth design for firm, positive gripping. Greater depth of teeth for additional gripping power.

SPECIFICATIONS:

CAPACITY: pull ring 3 tons (2.7 t), side pull adapter 3 tons (2.7 t)

GRIPPING SURFACE: 1-1/4" (32 mm) wide x 11/16" (17 mm) deep

MINIMUM THROAT CLEARANCES: 1/4" (6 mm)

OVERALL LENGTH: 7-1/2" (190 mm)

WEIGHT: 2 -3/8 lbs. (1.1 kg), side pull adapter 3 tons (2.7 t)

REPAIR KIT: #RCL0190

Bite-Tite 3-ton Multi-Angle Clamp CL0290



Deep throat design to fit over or work around flanges, frame horns, lips, channels, beads, pinch welds, cowls, edges and corners.

SPECIFICATIONS:

CAPACITY: pull ring 3 tons (2.7 t), side pull adapter 3 tons (2.7 t)

GRIPPING SURFACE: 1-3/8" (34 mm) wide x 27/32" (21 mm) deep

MINIMUM THROAT CLEARANCES: 15/16" (23 mm)

OVERALL LENGTH: 6-7/8" (174 mm)

WEIGHT: 2-1/2 lbs. (1.1 kg)

REPAIR KIT: #RCL0290

Bite-Tite 3-ton Extended Nose Clamp CL0690



Extended nose for greater reach for those confined areas, hard-to-reach pulls. Greater depth of teeth for additional gripping power.

SPECIFICATIONS:

CAPACITY: pull ring 3 tons (2.7 t), side pull adapter 3 tons (2.7 t)

GRIPPING SURFACE: 1-1/4" (32 mm) wide x 27/32" (21 mm) deep

MINIMUM THROAT CLEARANCES: 15/16" (23 mm)

OVERALL LENGTH: 8" (203 mm)

WEIGHT: 2-3/8 lbs. (1.1 kg)

REPAIR KIT: #RCL0690

**The Choice
of Professionals**



[Clamps] continued



Side Pull Adapter (optional) CL0198

Perfect for those applications where you need multi-angle and/or multi-point pulling. Designed to be used with CL0190, CL0290 and CL0690 clamps. To order clamps with the side pull adapter, add the suffix "SP" (i.e., CL0190SP).

SPECIFICATIONS:

CAPACITY: 3 tons (2.7 t)
WEIGHT: 6 oz. (.2 kg)



Side Pull Adapter (optional) CL1198

Designed to be used with CL1190, CL1290 and CL1590 clamps. To order clamps with the side pull adapter, add the suffix "SP" (i.e., CL1190SP).

SPECIFICATIONS:

CAPACITY: 4 tons (3.6 t)
WEIGHT: 12 oz. (.4 kg)

Bite-Tite 6-ton Clamp CL1190

Versatile self-tightening clamps. Aggressive cross-hatch tooth design for firm, positive gripping. Greater depth of teeth for additional gripping power.



SPECIFICATIONS:

CAPACITY: pull ring 6 tons (5.4 t), side pull adapter 4 tons (3.6 t)
GRIPPING SURFACE: 2-1/8" (54 mm) wide x 11/16" (17 mm) deep
MINIMUM THROAT CLEARANCE: 9/32" (7 mm)
OVERALL LENGTH: 9-1/4" (234 mm)
WEIGHT: 5-3/4 lbs. (2.6 kg)

REPAIR KIT: #RCL1190

Bite-Tite 6-ton Clamp CL1290

Deep throat design to fit over or work around flanges, frame horns, lips, channels, beads, pinch welds, cowls, edges and corners.



SPECIFICATIONS:

CAPACITY: pull ring 6 tons (5.4 t), side pull adapter 4 tons (3.6 t).
GRIPPING SURFACE: 2-1/16" (52 mm) wide x 9/16" (14 mm) deep
MINIMUM THROAT CLEARANCE: 1-1/2" (38 mm)
OVERALL LENGTH: 9-3/8" (238 mm)
WEIGHT: 7 lbs. (3.2 kg)

REPAIR KIT: #RCL1290

Bite-Tite 6-ton Angle Clamp CL1590

Angled nose for those "angled" hard-to-pull applications.



SPECIFICATIONS:

CAPACITY: pull ring 6 tons (5.4 t), side pull adapter 4 tons (3.6 t)
GRIPPING SURFACE: 2-15/16" (74 mm) wide x 3/8" (9 mm) deep
MINIMUM THROAT CLEARANCE: 1-1/2" (38 mm)
OVERALL LENGTH: 10-3/16" (259 mm)
WEIGHT: 5-1/8 lbs. (2.4 kg)

REPAIR KIT: #RCL1590

Universal Side Pull Adapter Series

CL0198K	Converts CL0190, CL0290 & CL0690 to CL0190SP, CL0290SP & CL0690SP
CL1198K	Converts CL1190, CL1290 & CL1590 to CL1190SP, CL1290SP & CL1590SP
CL2198K	Contents of CL0198K and CL1198K



[Clamps] continued

P-F BITE-TITE FRAME-GRIPPER CLAMPS

- 100% made in USA
- Lifetime Warranty*
- ADI, shell molded cast jaws for superior quality, strength and wear resistance
- Aggressive, cross-hatch tooth design for max grip
- Spring loaded for easy operation
- Available in a variety of one and two-pair draw bar assembly configurations
- Side pull bracket can be used on any assembly

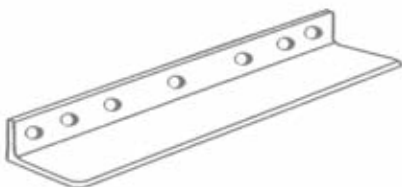
* See warranty for details.
Subject to normal usage, wear and tear.



Draw Bar (DB0BG2)

Available draw bars:

- DB0BG1 (for DBABG1 & DBABG1SP assemblies)
- DB0BG2 (for DBABG2 & DBABG2SP assemblies)
- DB0SG1 (for DBASG1 & DBASG1SP assemblies)
- DB0SG2 (for DBASG2 & DBASG2SP assemblies)



Angle Bracket AB0SG2

For horizontal pitch welds.

- Available angle brackets:
- AB0SG2 for ABASG2 assembly

Bite-Tite 5-ton Frame-Gripper Clamp Assembly CL0390 SERIES

Versatile clamps for the really tough pulling jobs. Aggressive cross-hatch tooth design for firm, positive gripping on aprons, sills and rocker panels.

SPECIFICATIONS:

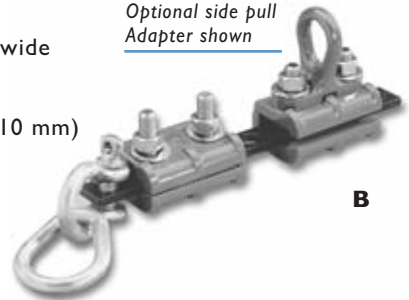
- CAPACITY: 5 tons (4.5 t)
- GRIPPING SURFACE: 3-3/4" (95 mm) wide x 1/2" (13 mm) deep
- MINIMUM THROAT CLEARANCE: 3/8" (10 mm)
- WEIGHT: 3 lbs.(1.4 kg) to 7.75 lbs. (3.6 kg), depending upon configuration

REPAIR KIT: #RCL0390



A

Optional side pull Adapter shown



B

A) 5-ton Frame-Gripper Clamp Assembly
B) 5-ton Frame-Gripper Draw Bar Assembly

Bite-Tite 6-ton Frame-Gripper Clamp Assembly CLI390 SERIES


SPECIFICATIONS:

- CAPACITY: 6 tons (5.4 t)
- GRIPPING SURFACE: 4-1/4" (108 mm) wide x 3/4" (19 mm) deep
- MINIMUM THROAT CLEARANCE: 1" (25 mm)
- WEIGHT: 6.5 lbs.(3 kg) to 7.75 lbs.(3.6 kg), depending upon configuration

REPAIR KIT: #RCLI390



C



D

C) 6-ton Frame-Gripper Clamp Assembly
D) 6-ton Frame-Gripper Draw Bar Assembly

Bite-Tite 5-ton Frame-Gripper Clamp Assembly with Side Pull Adapter CL0390SP

Can be added to any small draw bar configuration.



Bite-Tite 6-ton Frame-Gripper Clamp Assembly with Tear Drop and Side Pull Adapter CLI390MA

Can be added to any large draw bar configuration.





[Clamps]

continued

P-F CLI490 WELD & WORK CLAMP

- 100% made in USA
- Lifetime Warranty*
- Multi-angle pulling; swivel action for minimal chain twist
- ADI (austempered ductile iron) cast body
- Heat-treated forged alloy steel pull ring
- Includes set of 6 reusable plates (2 each of 1", 1-1/2" and 3")

* See warranty for details.
Subject to normal usage, wear and tear.

**The Choice
of Professionals**

P-F MP0190 MULTI-PULLER

- 100% made in USA
- Lifetime Warranty*
- Body and Tongue are made of high carbon alloy steel
- Elongated mounting holes
- Multi-angle adjustment
- In-line and offset pulling

* See warranty for details.
Subject to normal usage, wear and tear.

Weld & Work Multi-Angle Swiveling Clamp CLI490

with Slide Hammer Pull Adapter CLI490SH

Versatile clamp. Designed for those hard and/or impossible to clamp and/or hold pulls. Pull ring utilizes a contoured dovetail channel that allows both multi-angle pulling for more "in-line" pulls and swiveling that minimizes chain twisting.

SPECIFICATIONS:

CAPACITY: 3 tons (2.7 t)
OVERALL LENGTH: 9" (229 mm)
WEIGHT: 3-1/4 lbs. (1.5 k)

Plates

- CLI496-01** (1" wide Pull Plate)
- CLI496-02** (1-1/2" wide Pull Plate)
- CLI496-03** (3" wide Pull Plate)

Pull Plate Package

CLI499 Includes 10 each of CLI496-01 and 5 of CLI496-02 and 5 of CLI496-03.

Pull Plate Package

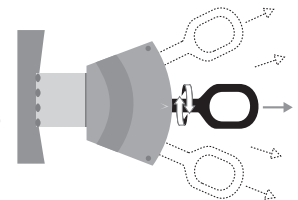
CLI499-03

Includes 15 of CLI496-03.

Pull ring swivels and moves within a secure channel for multi-angle pulling with minimal chain twist. Just weld... and work!



Six reusable plates are included.
(Additional plates available separately.)



Multi-Puller MP0190

Versatile multiple application puller. 180 degree swiveling tongue with offset chain engagement hole and 3 different body mounting locations. Designed for use on frame rail pulls, frame mount pulls, shock/strut/tower/suspension pulls, pillar pulls, radiator support pulls, hatch pulls, latch pulls, hinge pulls, post pulls and anchoring /tie down.

SPECIFICATIONS:

CAPACITY: 3 tons (2.7 t)
CLAMPING FACE: 4.5" (114 mm) x 4" (102 mm) overall
WEIGHT (W/O LEGS): 4 lbs. (1.8 kg)

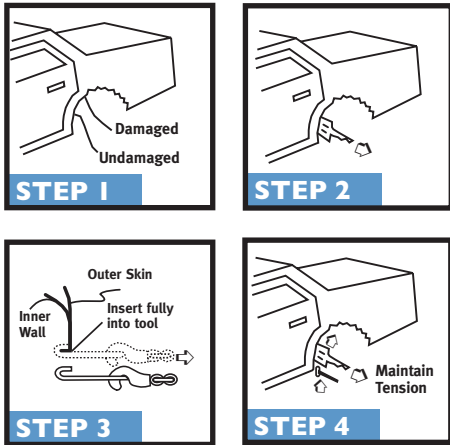


Optional legs shown



The Straightwell System

The Straightwell System exclusively from Porter-Ferguson. An innovative method for repairing quarter-panel and fender damage.



The P-F Straightwell System Tool Set CURVED PULLING CHANNEL

SW-001



The "Straightwell Original" having an extended grasping channel for repairing curved wheel-wells.

FLAT PULLING CHANNEL

SW-002



The "Straightwell Original" having a wide grasping channel for gripping a flat, wide pulling surface (i.e., core support).

DEEP CURVED PULLING CHANNEL

SW-003



The "Straightwell Heavy" having a deeper grasping channel (~1.5") for repairing damage on deeper curved wheel-wells.

DEEP FLAT PULLING CHANNEL

SW-004



The "Straightwell Heavy" having a deeper grasping channel (~1.5") for repairing damage on larger vehicles.

SINGLE CURVED PULLING CHANNEL

SW-005



The "Straightwell Junior" having a single grasping channel (~1.5") for repairing damage on curved surfaces or starting a big repair.

SINGLE FLAT PULLING CHANNEL

SW-006



The "Straightwell Junior" having a wide grasping channel for gripping a flat, wide pulling surface (i.e., core support).

EXCLUSIVELY
from Porter-Ferguson





Hydraulic Rams

The Choice of Professionals

P-F HYDRAULIC RAM FEATURES:

- 100% made in USA
- Lifetime Warranty*
- Quick disconnect couplings
- Ram cylinders & pistons made from tool steel
- Special ring keeps out seal damaging dirt for longer ram life
- Special U-cup packings for longer life, better sealing & easy repair

* See warranty for details. Subject to normal usage, wear and tear.

SM0100

For use with Speed-Midget jacks having 1/4" couplings.



Speed-Midget SM0014

This extra short ram can be used with Speed-Midget pumps with 1/4" quick disconnect couplings for fast power in remote or restricted spaces.



Two-stage 4-ton Telescoping Mini-Ram SM0014T

This extra short ram can be used with Speed-Midget pumps with 1/4" quick disconnect couplings for fast power in remote or restricted spaces.



SM0024

For use with Speed-Midget pumps having 1/4" quick disconnect couplers... this ram is short to fit in tight quarters but extends a full 3-1/4" (82 mm). Piston has female slip-fit for use with EZ-E-ON attachments.



SM0034

For use with Speed-Midget jacks having 1/4" couplings. Piston has female slip-fit for use with EZ-E-ON attachments... self-retracting.



2-1/2 ton Pull

Ram SM0034P

3-1/2 ton Pull Ram SM0134P

Versatile, rugged, dependable. Quick & easy

Hydro-Chief BU0484

A heavy-duty Hydro-Chief all-purpose ram for use with 1-1/4" threaded or SPEEDLOCK equipment... self-retracting, extremely fast and versatile.

Hydro-Chief BUI484

A heavy-duty Hydro-Chief all-purpose ram with 10" (254 mm) travel for use with 1-1/4" threaded or SPEEDLOCK equipment... self-retracting, fast, versatile.



SPECIFICATIONS	SM0014	SM0014T	SM0024	SM0034	SM0034P	SM0134P	SM0100	BU0484	BUI484
REPAIR KIT NUMBER	RSM024A & RSM024AP	RSM0014T & RSM0014TP	RSM024A & RSM024AP	RBU034B & RBU034BP	RSM0034P & RSM0034PP	RSM0034P & RSM0034PP	RSM0100 & RSM0100P	RBU0484 & RBU0484P	RBU0484 & RBU0484P
Effective Piston Area – in ²	1.107 in ² (7 cm ²)	1.107 in ² (7 cm ²)	1.107 in ² (7 cm ²)	1.107 in ² (7 cm ²)	1.227 in ² (8 cm ²)	1.227 in ² (8 cm ²)	1.107 in ² (7 cm ²)	2.4 in ² (15.5 cm ²)	2.4 in ² (15.5 cm ²)
Piston Travel/Stroke – in	.158" (4 mm)	.158" (4 mm)	.158" (4 mm)	.158" (4 mm)	.175" (4 mm)	.175" (4 mm)	.158" (4 mm)	.081" (2 mm)	.081" (2 mm)
Max. Capacity (1 st stage)	4 tons (3.6 t)	4 tons (3.6 t)	4 tons (3.6 t)	4 tons (3.6 t)	2-1/2 tons (2.2 t)	3-1/2 tons (3.1 t)	2 tons (1.8 t)	10 tons (9 t)	10 tons (9 t)
Max. Capacity (2 nd stage)	N/A	1 ton (.9 t)	N/A	N/A	N/A	N/A	N/A	N/A	N/A
Retracted Height – in	2-5/16" (59 mm)	2-5/16" (59 mm)	4-7/8" (124 mm)	9" (229 mm)	11-11/16" (297 mm)*	11-11/16" (297 mm)*	CLOSED 5/8" (16 mm)	11-3/4" (299 mm)	16-1/4" (413 mm)
Piston Travel – in	1" (25 mm)	2" (51 mm) total	3-1/4" (82 mm)	4-3/4" (120 mm)	5" (127 mm)	5" (127 mm)	N/A	6" (152 mm)	10" (254 mm)
Extended Height	3-5/16" (84 mm)	4-5/16" (109 mm)	8-1/8" (206 mm)	13-3/4" (349 mm)	16-11/16" (424 mm)**	16-11/16" (424 mm)**	OPEN 3-7/8" (98 mm)	17-3/4" (451 mm)	26-1/4" (667 mm)
Extended Ht. (1 st stage) – in	N/A	3-5/16" (84 mm)	N/A	N/A	N/A	N/A	N/A	N/A	N/A
Extended Ht. (2 nd stage) – in	N/A	4-5/16" (109 mm)	N/A	N/A	N/A	N/A	N/A	N/A	N/A
Stroke – in	1" (25 mm)	2" (51 mm) – total	3-1/4" (82 mm)	4-3/4" (120 mm)	5" (127 mm)	5" (127 mm)	N/A	6" (152 mm)	10" (254 mm)
Cylinder Bore Diameter – in	1-3/16" (30 mm)	1-3/16" (30 mm)	1-3/16" (30 mm)	1-3/16" (30 mm)	1-1/4" (32 mm)	1-1/4" (32 mm)	1-3/16" (30 mm)	1-3/4" (44 mm)	1-3/4" (44 mm)
Piston Diameter (outer) – in	1-1/16" (27 mm)	1-1/16" (27 mm)	1-1/16" (27 mm)	1-1/16" (27 mm)	3/4" (19 mm)	3/4" (19 mm)	1/2" (13 mm)	1-1/2" (38 mm)	1-1/2" (38 mm)
Piston Diameter (inner) – in	N/A	5/8" (16 mm)	N/A	N/A	N/A	N/A	N/A	N/A	N/A
Spring Return	N/A	N/A	N/A	YES	YES	YES	YES	YES	YES
Hose Hole Thread	1/4 – 18 NPTF	1/4 – 18 NPTF	1/4 – 18 NPTF	1/4 – 18 NPTF	1/4 – 18 NPTF	3/8 – 18 NPTF	1/4 – 18 NPTF	3/8 – 18 NPTF	3/8 – 18 NPTF
Maximum O.D. – in	2" (51 mm)	2" (51 mm)	2" (51 mm)	1-1/2" (38 mm)	2-3/4" (70 mm)	2-3/4" (70 mm)	2-1/8" (54 mm) WIDTH	2-1/4" (55 mm)	2-1/4" (55 mm)
Accessory Attachment Method, Ram End	N/A	N/A	Female – EZ-E-ON	Female – EZ-E-ON	Clevis Pin	Clevis Pin	N/A	1-1/4 – 11-1/2 NPT	1-1/4 – 11-1/2 NPT
Body Thread Male	N/A	N/A	N/A	1-1/2 – 12 UN	1-1/2 – 12 UN	1-1/2 – 12 UN	N/A	2-1/4 – 14 UN	2-1/4 – 14 UN
Accessory Attachment Method, Base End	N/A	N/A	N/A	Female – EZ-E-ON	Clevis Pin	Clevis Pin	N/A	1-1/4 – 11-1/2 NPT	1-1/4 – 11-1/2 NPT
Weight – pounds	1-1/2 lbs. (.7 kg)	1-1/2 lbs. (.7 kg)	2-1/2 lbs. (1.2 kg)	3 lbs. (1.4 kg)	4-3/8 lbs. (2 kg)	4-3/4 lbs. (2.2 kg)	4 lbs. (1.8 kg)	10 lbs. (4.6 kg)	13-3/4 lbs. (6.3 kg)
Oil Capacity – in ³	1.05 in ³ (18 cm ³)	1.35 in ³ (22 cm ³)	3.4 in ³ (56 cm ³)	5.25 in ³ (86 cm ³)	5.38 in ³ (88 cm ³)	5.38 in ³ (88 cm ³)	.59 in ³ (9.7 cm ³)	18 in ³ (295 cm ³)	20.4 in ³ (335 cm ³)

*retracted overall length
**extended overall length



Speed-Midget® 4-ton SETS

INTERCHANGEABLE COMPONENTS – pick a set or build one to your needs.

- For push-pull spread operations
- Remote control jacks
(hand/hydraulic or air/hydraulic)
- EZ-E-ON attachments

PF0007 with hand/hydraulic jack

PF1007 with air/hydraulic jack

Push/spread set – 23 pieces in steel case

PF0010 with hand/hydraulic jack

PF1010 with air/hydraulic jack

12 piece starter set

PF0011 with hand/hydraulic jack

PF1011 with air/hydraulic jack

Versatile, complete set – 29 pieces in steel case

PF0015 with hand/hydraulic jack

PF1015 with air/hydraulic jack

Complete, master set – 32 pieces in steel case

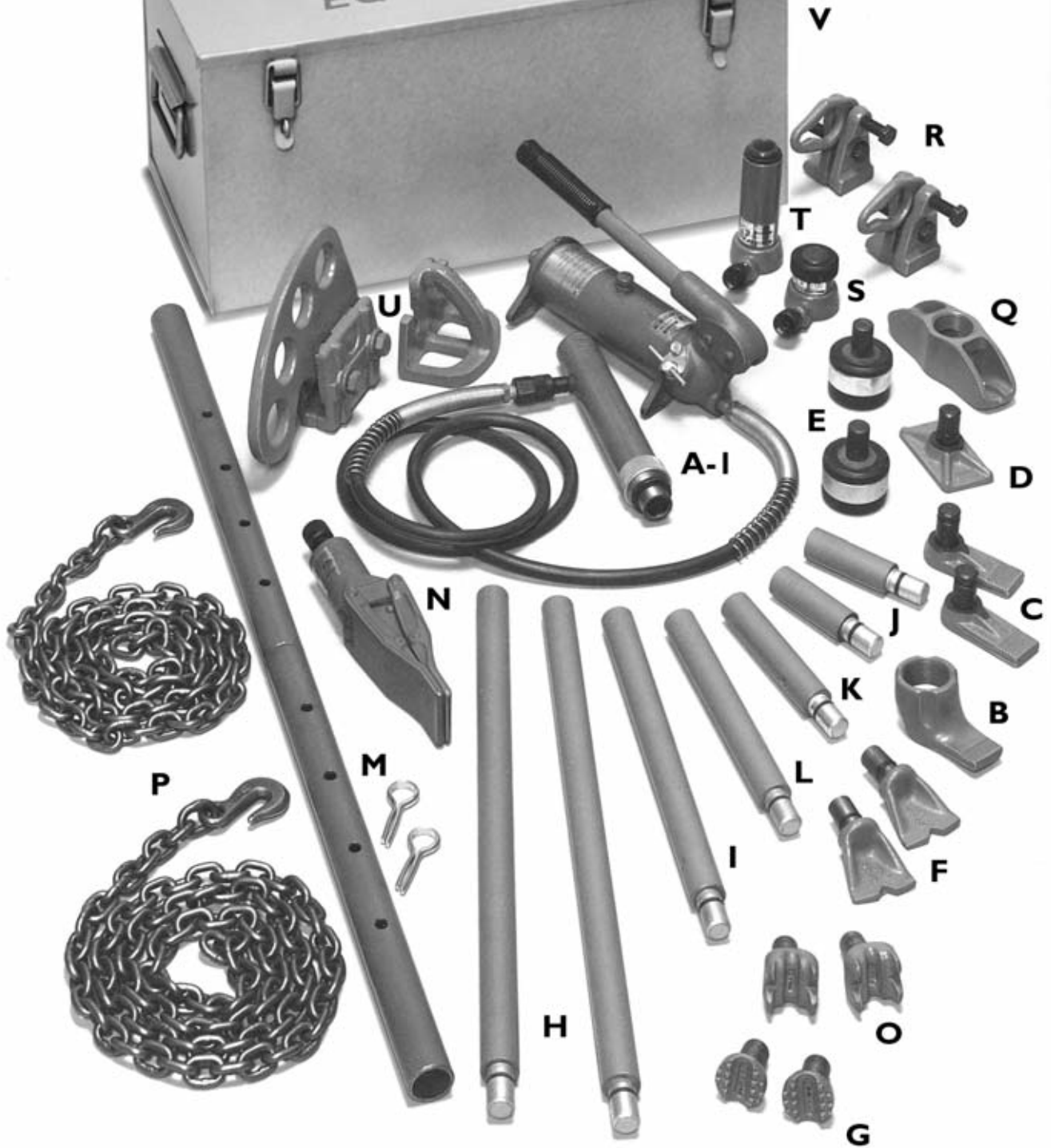
Speed-Midget 4-ton sets

ITEM	DESCRIPTION	PART NUMBER	PF0007 PF1007	PF0010 PF1010	PF0011 PF1011	PF0015* PF1015*
A-1 OR A-2	Hand/Hydraulic Jack For PF0015	SM0200				
	Air/Hydraulic Jack For PF1015	PF1200				
B	Jack Body Toe	SM0039				
C	Ram Extension Toe	SM0040	2		2	2
D	Jack Base	SM0041				
E	Rubber Head	SM0043	2		2	2
F	Offset Spreading Toe	SM0044	2		2	2
G	Ram Cap	SM0049	2	–	2	2
H	20" (508 mm) Tube Extension	SM0050	2		2	2
I	12" (304 mm) Tube Extension	SM0052				
J	3" (76 mm) Tube Extension	SM0053	2		2	2
K	5" (127 mm) Tube Extension	SM0055				
L	8" (203 mm) Tube Extension	SM0058				
M	36" (914 mm) Tube Extension with 2 pins	SM0062		–		
N	Hydraulic Spreader	SM0100		–		
O	V-notch Cap	SM0042			2	2
P	6' (1828 mm) Chains – 1/4" (6 mm)	BU0186	–	–	2	2
Q	Chain Pull Collar	BU0187	–	–		
R	Bite-Tite Clamps	BU0190	–	–	2	2
S	Extra Short Ram	SM0014	–	–	–	
T	Short Ram	SM0024		–		
U	All Angle Pull Clamp	BU0280	–	–	–	
V	Steel Carrying Case	BU0090	–	–	–	
W	Steel Carrying Case	SM0098*		–		–

*Larger BU0090 steel carrying case supplied with air/hydraulic sets.

P.F.
BODY REPAIR
EQUIPMENT

PF0015 shown



**INTERCHANGEABLE COMPONENTS –
pick a set or build one to your needs.**



PF1200 Air/Hydraulic Jack

*The Choice
of Professionals*



Hydro-Chief™ 10-ton sets

INTERCHANGEABLE COMPONENTS – pick a set or build one to your needs.

- For push-pull operations
- Remote control jacks
(hand/hydraulic or air/hydraulic)
- 6" (152 mm) or 10" (254 mm) ram options
- SPEEDLOCK® threadless
tubing delivers time-saving strength
- Steel carrying case included with PF0043/1043P sets

Complete heavy-duty sets for the really tough jobs - 38 pieces in steel case

6" (152 mm) ram travel

PF0043 with hand/hydraulic jack

PF1043P with air/hydraulic jack

10" (254 mm) ram travel

PF1443H with hand/hydraulic jack

PF1443P with air/hydraulic jack

Versatile 10-ton starter sets - 25 pieces

6" (152 mm) ram travel

PF0050 with hand/hydraulic jack

PF1050P with air/hydraulic jack

10" (254 mm) ram travel

PF1450H with hand/hydraulic jack

PF1450P with air/hydraulic jack

Hydro-Chief 10-ton sets

ITEM	DESCRIPTION	PART NUMBER	PF0043 PF1043P	PF1443H PF1443P	PF0050 PF1050P	PF1450H PF1450P
A-1 or A-2	Hand/Hydraulic Jack w/6" (152 mm) ram travel	BU0480 or PF1080		—		—
A-3 or A-4	Air/Hydraulic Jack w/6" (152 mm) ram travel	BU1480 or PF1480	—		—	
B	Hand/Hydraulic Jack w/10" (254 mm) ram travel	BU1480 or PF1480	—		—	
B	Air/Hydraulic Jack w/10" (254 mm) ram travel	BU1480 or PF1480	—		—	
B	Pull Arm Assembly	BU0238			—	—
C	Jack Base	BU0580				
D	Ram Base Plug	BU0585			—	—
E	Rubber Base	BU0700	2	2		
F	Short Nipple	BU0725				
G	Pull Arm Guide	BU0775			—	—
H	Jack Body Nesting Toe	BU0904				
I	Push-Pull Nesting Toe	BU0905				
J	Offset Spreading Toe	BU0907				
K	V-notch Cap	BU0913				
L	Male Threaded Adapters	SL0001	3	3		
M	Female Threaded Adapter	SL0002				
N	4" (101 mm) Tube Extension	SL0004				
O	6" (152 mm) Tube Extension	SL0006			—	—
P	Pins	SL0007	12	12	8	8
Q	8" (203 mm) Tube Extension	SL0008				
R	Connectors	SL0009	3	3	3	3
S	12" (304 mm) Tube Extension	SL0012				
T	16" (406 mm) Tube Extension	SL0016				
U	20" (508 mm) Tube Extension	SL0020			—	—
V	Steel Carrying Case	BU0090			—	—

Misc. Parts

DESCRIPTION	PART NUMBER
Chain Collar	BU0287
Cleated Base	BU0581
Ram Base Plug with Cone	BU0586
Coupling	BU0731
Coupling	BU0906
Chain Pull Head	BU0910
3/8" x 6' Long Chain with Grab Hook	BU0911
Long Spreading Toe	BU0912
3/8" x 1' Long Chain w/ Grab Hook 2 Ends	BU0931
Cone	SB0001

PF0043 shown



INTERCHANGEABLE COMPONENTS – pick a set or build one to your needs.

Hydro-Chief Air/Hydraulic Jacks –
PF1080 6" (152 mm) or
PF1480 10" (254 mm) options

The Choice of Professionals



CA-Series Chain Accessories

P-F CA-SERIES CHAIN ACCESSORIES

- 100% made in USA
- Lifetime Warranty*
- Designed for use with 3/8" chain
- All parts drop-forged for strength (excluding chain)
- Heat-treated alloy steel
- 3/8" chain is grade 70, proof tested to 20,000 lbs.
- Time-saving accessories make for quick set-ups and changes

* See warranty for details.
Subject to normal usage, wear and tear.

Quick Hitch
CA0156



Quick Catch
CA0157



Single Chain Catch
CA0166

With Clevis Pin and Retaining pin




Double Chain Catch
CA0167



3/8" Alloy Clevis Slip Hook
CA0176



3/8" Alloy Clevis Grab Hook
CA0177



3/8" Grade 70 Chain
CA0375

Available in bulk or cut to length

Tear Drop
CA1396



Shackle
CA1397



Specifications:

Part No.	Overall Length	Weight	Capacity
CA0156	6-3/8" (162 mm)	1-1/2 lbs. (.7 kg)	6 tons (5.4 t)
CA0157	6-3/4" (172 mm)	1-5/8 lbs. (.8 kg)	5 tons (4.5 t)
CA0166	4-7/8" (124 mm)	1-1/2 lbs. (.7 kg)	7 tons (6.3 t)
CA0167	4-3/4" (121 mm)	1-3/4 lbs. (.9 kg)	7 tons (6.3 t)
CA0176	5" (127 mm)	1-1/4 lbs. (.6 kg)	6600 lbs.*
CA0177	4-1/2" (115 mm)	1 lb. (.5 kg)	6600 lbs.*
CA0375	bulk or cut to length	2 lbs. (.9 kg)/ft.	20,000 lbs. (9 t)
CA1396	4" (102 mm)	1/2 lb. (.3 kg)	5 tons (4.5 t)
CA1397	3-1/2" (89 mm)	3/4 lb. (.4 kg)	5 tons (4.5 t)

* working load limit



CA-Series Chain Accessories continued

P-F UNIVERSAL CLUSTER HOOK ASSEMBLY SERIES

- 100% made in USA
- Lifetime Warranty*
- 3/8" Grade 70 chain
- Working load limit = 6600 lbs.
- Proof test = 26,400 lbs.

* See warranty for details.
Subject to normal usage, wear and tear.

The Choice of Professionals

Universal Cluster Hook Assembly Series (CACHA1 shown)

One assembly... many applications. Eliminate the technician's wasted time fumbling around looking for the assembly he or she needs. Time is money and The Universal Cluster Hook Assembly is a time saver.

"J" Hook


Most universal tie-down – use on SUVs and light trucks

"R" Hook

Fits General Motors tie-down holes

Grab Hook

Allows for easy securing and/or additional lengths of chain.



CACHA1

Optional:

Slip Hook – allows for easy securing for other means of attaching (other than chain)

Single Chain Catch – allows for easy securing and/or additional of lengths of chain

"T" Hook

Fits Ford tie-down holes

SPECIFICATIONS:

CAPACITY: 3 tons (2.7 t)

WEIGHT:

CACHA1 = 4 lbs. (1.82 kg)

includes "Standard" Cluster Hook Assembly

CACHA2 = 5 lbs. (2.27 kg) –

includes "Standard" Cluster Hook Assembly with optional Grab Hook

CACHA3 = 5-1/4 lbs. (2.39 kg)

includes "Standard" Cluster Hook Assembly with optional Slip Hook

CACHA4 = 5-3/4 lbs. (2.62 kg)

includes "Standard" Cluster Hook Assembly with optional Single Chain Catch

Additional Chain* Accessories and/or Assem-					
Part No.	Length	Part No.	Length with (1) Grab Hook	Part No.	Length with (1) SlipHook
CA0375-4	cut to 4'	CA0375-4G	cut to 4'	CA0375-4S	cut to 4'
CA0375-6	cut to 6'	CA0375-6G	cut to 6'	CA0375-6S	cut to 6'
CA0375-8	cut to 8'	CA0375-8G	cut to 8'	CA0375-8S	cut to 8'
CA0375-10	cut to 10'	CA0375-10G	cut to 10'	CA0375-10S	cut to 10'
CA0375-12	cut to 12'	CA0375-12G	cut to 12'	CA0375-12S	cut to 12'
CACC2T	(2) Single Chain Catch with Tear Drop Assembly				
CA0375-CC	3/8" chain cut to 18" length with 2 Single Chain Catches				
CA0375-CG	3/8" chain cut to 18" length with 1 Single Chain and 1 Grab Chain				

*All chains are 3/8" unless otherwise noted.



PS-Series Soft-Pull® Straps

Flexible strength and protection for all pulling applications!

P-F SOFT-PULL STRAPS

- 100% made in USA
- Lifetime Warranty*
- Durable Tuflex® material in 36" and 60" lengths
- Custom lengths available on request
- Tough, flexible and conforms to odd-shaped objects
- Protects against typical chain damage
- Pulling capacity:

STANDARD

Eye-to-eye 5,300 lbs. (2.4 t)
 Choker 4,200 lbs. (1.9 t)
 Basket 10,600 lbs. (4.8 t)

HEAVY-DUTY

Eye-to-eye 10,600 lbs. (4.8 t)
 Choker 8,500 lbs. (3.8 t)
 Basket 21,200 lbs. (9.6 t)

- Permanently attached wear-resistant tag displays required OSHA information

* See warranty for details.
 Subject to normal usage, wear and tear.

You get strong flexibility with P-F Soft-Pull Straps without the worry of marring, gauling or other chain damage.

PS0036 (standard)
PSI036 (heavy duty)
 (optional wear pad shown)

SPECIFICATIONS:

OVERALL LENGTH: 36" (914 mm)

WEIGHT: PS0036 = 1 lb. (1/2 kg) / PSI036 = 2 lbs. (1 kg)



PS0060 (standard)
PSI060 (heavy duty)

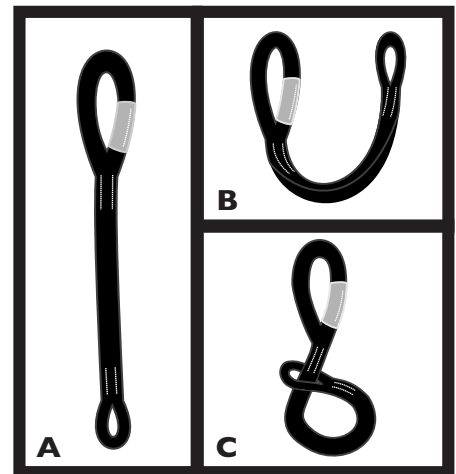
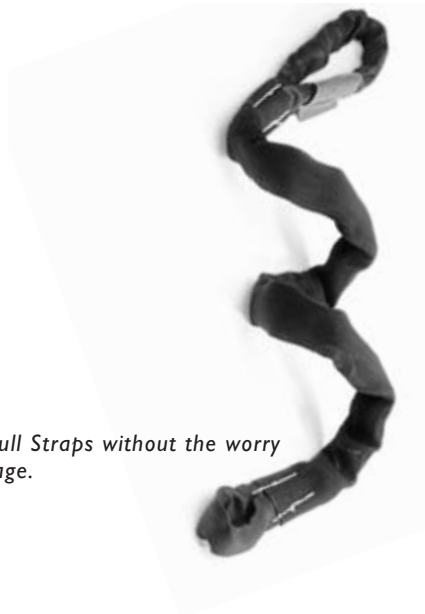
SPECIFICATIONS:

OVERALL LENGTH: 60" (1524 mm)

WEIGHT: PS0060 = 2 lbs. (1 kg) / PSI060 = 4 lbs. (2 kg)

Optional Wear Pad PSWPI

Provides maximum protection



P-F Soft-Pull Straps are as versatile as they are flexible and can be used as: A) Eye-to-Eye; B) Basket; C) Choker



NEW PRODUCTS

- 100% made in USA
- Lifetime Warranty*

* See warranty for details.
Subject to normal usage, wear and tear.



Narrow Nose Bite-Tite Clamp BU0190N

Versatile clamps. Aggressive cross-hatch tooth design for firm, positive gripping. Narrow nose for those confined areas, hard-to-reach pulls. Designed to pull narrow lips and seams. Interchangeable jaws with standard BU0190 Bite-Tite clamp.

SPECIFICATIONS:

CAPACITY: 3 tons (2.7 t)
GRIPPING SURFACE: 1-11/16" (42 mm) wide x 7/16" (11 mm) deep
MINIMUM THROAT CLEARANCES: 3/16" (5 mm)
OVERALL LENGTH: 6-3/16" (157 mm)
WEIGHT: 1 lb. 15 oz. (.9 kg)

REPAIR KIT: #RBU0190N

Straightwell System Frame Pullers SWC01/SWU01

Versatile SUV/pickup truck frame pullers. Form fitting contours and wide width minimizes slippage and additional damage. The SWC01 works on 1999 to present Chevy 1500, 2500 and 3500 truck frames (does not work on Chevy SUV box frames). The SWU01 works on nearly all "early" model truck frames and "new" light duty trucks. Also available as kits. SWFKIT-01 includes one each of SWC01 and SWU01. SWFKIT-02 includes two each of SWC01. SWFKIT-03 includes two each of SWU01.



Extension Arm SMI4T-ARM

Very useful time-saving tool for inserting and/or placing the SM0014T Telescoping Mini-Ram or standard SM0014 Ram into frame rails, motor mounts, door panels and many other confined areas. High visibility paint aids in the alignment. Also available as a kit. SMI4T-KIT includes one SMI4T-ARM Extension Arm and one SM0014T Telescoping Mini-Ram.

SPECIFICATIONS:

WEIGHT: 1 lb. (.46 kg)
LENGTH & WIDTH: 24-5/8" (625 mm) long x 2" (51 mm) wide



Shown here with ram and hose which are not included.





Repair Parts & Kits

Repair Parts & Repair Kits		
Part No.	Description	Includes:
BU0035	hydraulic hose, 6' x 1/4" NPTF ends – 4 ton	
BU0600	coupler assembly, hose & ram halves – 4 ton	
BU0601	coupler, hose half – 4 ton	
BU0602	coupler, ram half – 4 ton	
BU1405	hydraulic hose, 7' x 3/8" NPTF ends – 10 ton	
BU1604	coupler assembly, hose & ram halves – 10 ton	
BU1605	coupler, hose half – 10 ton	
BU1606	coupler, ram half – 10 ton	
BU2604	coupler assembly, hose & ram halves – 10 ton	
BU2605	coupler, hose half – 10 ton	
BU2606	coupler, ram half – 10 ton	
RBU0190	repair kit – BU0190 clamp	middle bolt & rear bolt
RBU0290	repair kit – BU0280 & BU0290 clamps	bolts (2) & washers (2)
RBU034B	standard repair kit – SM0034 ram	U-cup, back-up washer, retaining ring & screen
RBU034BP	professional repair kit – SM0034 ram	all parts included in RBU034B plus collar guide, upper collar & coupler O-ring
RBU0403A	standard repair kit – BU0483 & SM0033 pumps	release valve washer, overload gasket, screws (2), intake screen, leather V-packings (3), rubber V-packing, release valve packing, handle retaining rings (2), center rod O-ring, screens (2), 3/16" steel ball, 5/16" steel balls (2), reservoir O-ring & springs (3)
RBU0403AP	professional repair kit – BU0483 & SM0033 pumps	all parts included in RBU0403A plus vent valve gasket, overload spring, cone & body, magnet & piston packing nut
RBU0484	standard repair kit – BU0484 & BU1484 rams	U-cup, gasket, retaining ring & screen
RBU0484P	professional repair kit – BU0484 & BU1484 rams	all parts included in RBU0484 plus wiper ring & collar guides (2)
RBU1000	repair kit – PF1000	O-rings (6), copper washers (3), compression springs (5), 9/32" steel ball, 1/4" steel ball, U-cup, retaining ring, gaskets (3), springs (2), piston rings (2), piston poppet, air valve poppet, O-rings disogrin (2) 3/32" steel ball, dowel pin, reservoir gasket, rubber gasket, shaft seal, back-up ring, filler plug & foam tubes (2)
RBU2605	repair kit – coupler, ram half – 10 ton	O-ring & back-up ring
RCL0190	repair kit – CL0190 clamp	nut, bolt & spring
RCL0190SP	repair kit – CL0190SP, CL0290SP & CL0690SP clamps	nut, bolt, spring & washer
RCL0290	repair kit – CL0290 clamp	nut, bolt & spring
RCL0390	repair kit – CL0390 clamp (two required per clamp)	nut, bolt, spring & washer
RCL0690	repair kit – CL0690 clamp	nut, bolt, spring & washer
RCL1190	repair kit – CL1190 clamp	nut, bolt & spring
RCL1190SP	repair kit – CL1190SP, CL1290SP & CL1590SP clamps	nut, bolt, spring & washer
RCL1290	repair kit – CL1290 clamp	nut, bolt & spring
RCL1390	repair kit – CL1390 clamp (two required per clamp)	nut, bolt, spring & washer
RCL1590	repair kit – CL1590 clamp	nut, bolt, spring & washer
RMP0190	repair kit – MP0190	nut, bolt & washer
RMP0190L	repair kit – MP0190L	large & small nut, large & small bolt, large & small washer
RSM0014T	standard repair kit – SM0014T	large & small U-cup, large & med. retaining ring & screen
RSM0014TP	professional repair kit – SM0014T ram	all parts included in RSM0014T plus large & small collar guide & coupler O-ring
RSM0034P	standard repair kit – SM0034P & SM0134P pull rams	large & small O-ring, large & small back-up ring
RSM0034PP	professional repair kit – SM0034P & SM0134P pull rams	all parts included in RSM0034P plus wear guide & wiper ring
RSM0100	standard repair kit - SM0100 spreader	U-cup, O-ring, back-up ring, retaining ring & screen
RSM0100P	professional repair kit – SM0100 spreader	all parts included in RSM0100 plus collar guide & coupler O-ring
RSM024A	standard repair kit – SM0014 & SM0024 rams	U-cup, retaining ring & screen
RSM014AP	professional repair kit – SM0014 ram	all parts included in RSM024A plus collar guide & coupler O-ring
RSM024AP	professional repair kit – SM0024 ram	all parts included in RSM024A plus collar guide, upper collar & coupler O-ring

The Porter-Ferguson Warranty

Every new Porter-Ferguson Hydraulic unit has a lifetime warranty from the date of delivery to the original retail user against defects in workmanship and materials. Warranty does not cover ordinary wear and tear, abuse or misuse, overloading, altered products or use of improper fluids.

Every new Porter-Ferguson clamp has a lifetime warranty from the date of delivery to the original retail user against defects in workmanship and materials. Warranty does not cover ordinary wear and tear, abuse or misuse, overloading or altered products.

All other components, parts and accessories are warranted free from defects in workmanship and material and is guaranteed to give satisfactory service under normal use and maintenance for a period of one year after delivery to the original retail purchaser. Warranty does not cover ordinary wear and tear, abuse or misuse, overloading or altered products.

If the equipment proves to be defective during the warranty period, it will be repaired or replaced without charge. To obtain repair or replacement, it must be shipped transportation charges pre-paid with proof of date of original purchase to a Porter-Ferguson authorized warranty and service center anytime during the lifetime of hydraulic pumps, rams or clamps or within a period of one (1) year of purchase for all other components, parts and accessories.

This warranty is limited to new product sold through Porter-Ferguson authorized distributors or other authorized channels of distribution. No agent, employee or other representative of Porter-Ferguson has the authority to in any way change, alter or amend this warranty.

This warranty is exclusive and is in lieu of all other express and implied warranties, including but not limited to the implied warranties of merchantability and fitness for a particular purpose.

The remedy of repair, replacement or refund is customer's exclusive remedy in the event of breach of this warranty.

Seller shall not be subject to and disclaims:

- (a) any other obligations or liabilities arising out of breach of contract or of warranty,
- (b) any obligations whatsoever arising from tort claims (including negligence and strict liability) or arising under the theories of law with respect to products sold or services rendered by seller or any undertakings, acts or omissions relating thereto, and
- (c) all consequential, incidental and contingent damages whatsoever.

Porter Ferguson's liabilities in all cases are limited to, and shall not exceed, the purchase price paid.

The photos and specifications in this catalog are for illustration purposes only and may not necessarily depict the exact configuration of the product. All items shown or described herein are subject to changes in design, material and specifications without notice.



PORTER-FERGUSON
(DIVISION OF LOWELL CORPORATION)
www.lowellcorp.com

OFFICE & FACTORY:
65 Hartwell Street
W. Boylston, MA 01583 USA

T: 800/456-9355 • 508/835-2900
F: 508/835-2944
e-mail: customerservice@lowellcorp.com



PORTER-FERGUSON

Division of Lowell Corp.

Auto Body Repair Tools

Professional Pruning Tools

LOWELL CORPORATION

Ratchet Technology for

High Line & Water Utility,

Motion Control &

Machinery Components,

Hand Tools & MROP Products

OFFICE & FACTORY:

65 Hartwell Street

West Boylston, MA

01583 USA

T: 508/835-2900

T: 800/456-9355

F: 508/835-2944

www.lowellcorp.com

DISTRIBUTED BY:

